

Buro Metro II High Back 24/7.

Superior function & comfort.

Designed for multi-shift operations, the Buro Metro II High Back 24/7 features a breathable fine mesh back with adjustable lumbar support, and exceptionally comfortable seat with elastic knit upholstery. Without compromising on comfort, the heavy-duty base and 3 lever heavy-duty mechanism with depth adjustable seat slide delivers outstanding ergonomics, strength and support. It is ideal for a wide variety of 'around the clock workplaces'.

Key Features & Benefits.

224-153-SS Metro II HB 24/7 Aluminium Base



WITH NYLON BASE

WITH ARMS



MESH BACK

Breathable mesh back to help regulate temperature and keep you cool.

ROBUST 3 LEVER MECHANISM WITH SEAT SLIDE

The adaptable mechanism allows for independent ergonomic adjustment.

COMFORTABLE SEAT

High density polyurethane moulded foam for your comfort.

International Standards.

The Buro Metro II HB 24/7 chair is supported by the following Internationally recognised standards:

- **AFRDI 142** Rated Load 160kg Multi Shift Operation⁵
- **GREENGUARD** certification
- Meets Australian/ New Zealand Standard **AS/NZS 4438:1997** - Height Adjustable Swivel Chairs

Features.

- Adjustable seat height
- Ratchet height adjustable back and adjustable lumbar support
- Independently adjustable seat tilt - free floating or lockable
- Independently adjustable back tilt - free floating or lockable
- Depth adjustable seat slide
- High density polyurethane moulded foam seat
- Polished aluminium base (with reflective silver powder coated gas lift)
- 60mm Castors

Custom Options.

- Soft PU castors (CE1121P)
- Black nylon base (B10141P)
- AFRDI certified height & width adjustable arms (180-2)
- Small seat 480w / 470d (mm) (B74612F)
- 100mm gas lift for seat height range 465-560 (mm)
- Customer specified fabric (seat only)
- AFRDI certified 4 lever seat slide mechanism with deluxe seat tilt & tension adjustment

Specifications. (mm)

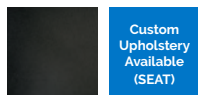
Overall	630w / 650d / 1150h
Back	470w / 560h
Seat	520w / 490d
Seat Height	485-615h
Seat Depth Range*	435-485d

Carton Dimensions.

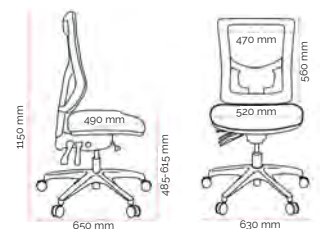
Width	640
Height	370
Length	780
Weight	21 kg

Upholstery.

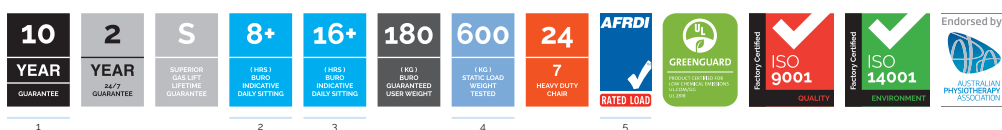
Elastic III Custom⁷



Black⁶
153



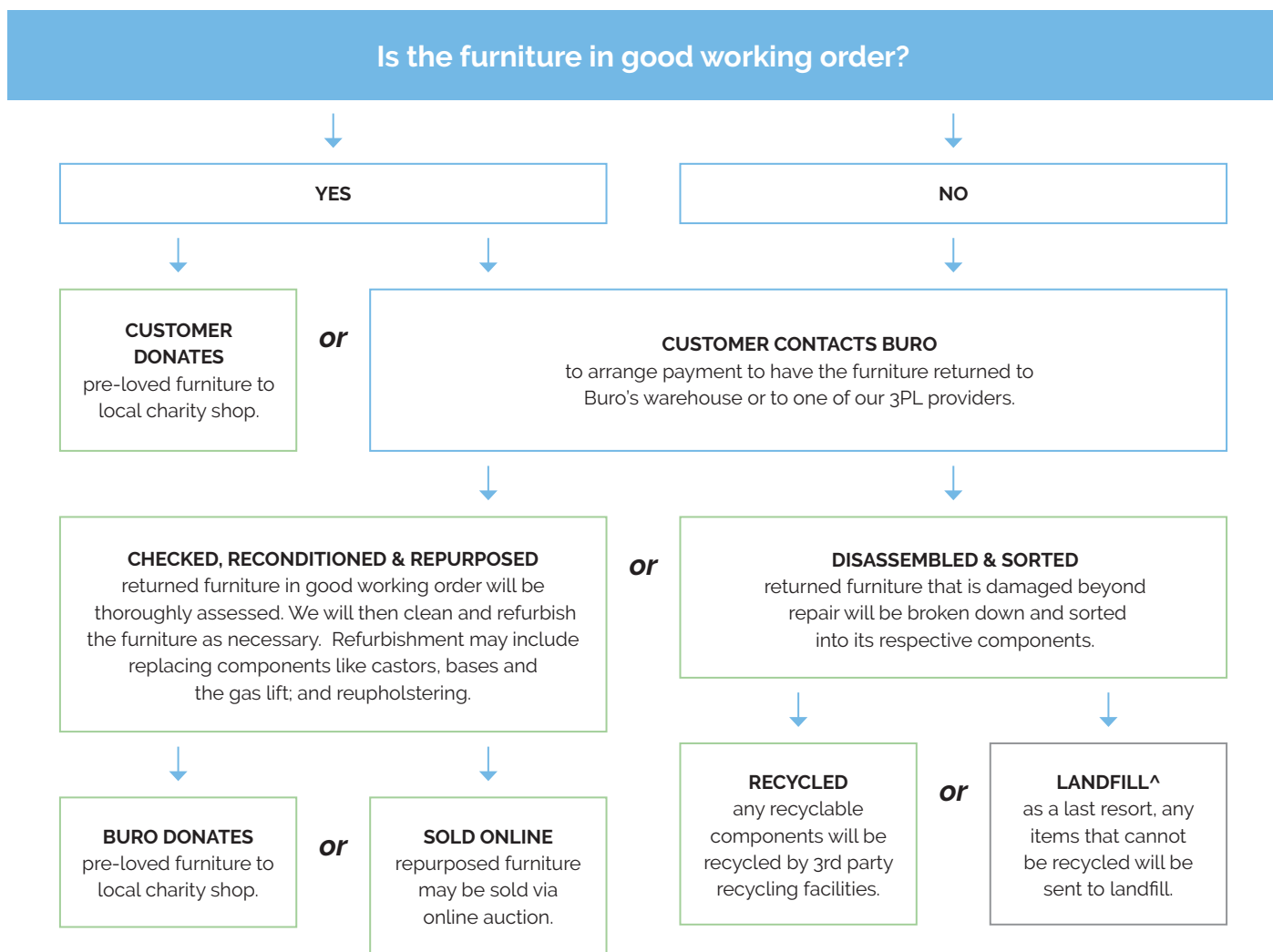
Quality Assurance and Accreditations.



¹10 Yr Guarantee: Excludes upholstery. ²Buro Indicative daily sitting hours: 8+ with 10 yr guarantee ³Buro Indicative daily sitting hours: 16+ with 2 yr guarantee ⁴Static Load Testing: Furntech - AFRDI approved for users up to & including 160kg. Static Load tested to 600kg. Any Static Load test is a strength test which simulates higher than normal dynamic loads that may occasionally be applied to a chair by the user. ⁵AFRDI Standard AFRDI 142 - rated loads for office swivel chairs at 160kg - Multi Shift operations. ⁶Fabric: Same day dispatch ⁷Fabric: For custom fabric ETA's can be supplied on request. ^{*}Seat Depth Adjustment: Measured from back lumbar to front seat edge. **General:** Guarantee conditions apply, please see buroseating.com. For indent purchases (non stock orders) conditions may apply, please see buroseating.com for definitions & conditions. In the interests of product development, Buro reserves the right to alter product specifications & features without notice.

Buro Product Stewardship Programme.

We encourage repurposing and recycling of pre-loved office furniture to reduce our impact on the environment. When a customer has Buro furniture* that they wish to dispose of, we apply the following steps to determine the most appropriate method.



To mitigate our CO2 footprint over the next 50 years, we're working with **Trees That Count**, a conservation charity dedicated to planting native trees.

By funding the planting of native trees, we're supporting efforts to increase biodiversity across New Zealand.

Buro proudly support **Greening Australia**.

Greening Australia has been restoring Australia's unique landscapes and protecting biodiversity at scale through collaborative, science-based programs for over 40 years.
www.greeningaustralia.org.au

As a **Sedex member** we are committed to being a responsible business, sourcing responsibly, and improving ethical standards and working conditions within the supply chain.

*Qualifying furniture must be Buro branded product (Buro Seating, Konfurb, Mondo), or a partner exclusive brand.

^Many of our products are GREENGUARD certified for safe emission levels. This reduces the environmental impact when sending any components to landfill.